





# Equipment specification

Type	General Use	Size
	<p><b>Dry</b></p> <p>Suitable for commodities in bundles, cartons, boxes, loose cargo, bulk, furniture, etc.</p> <p>High-cube containers are similar in structure to standard containers, but taller, and thus provide higher volume capacity.</p> <p>Pallet-wide containers are adequate for shipping Euro-pallets because the interior dimensions are slightly wider than the dimensions of a standard container</p>	<p>20' Standard</p> <p>40' Standard 40' Pallet Wide</p> <p>40' High Cube 40' PW HC 45' High Cube 45' PW HC</p>
	<p><b>Open Top</b></p> <p>Suitable for high large piece cargo that cannot be loaded through container doors such as machinery, sheet glass, marble, building materials and lumber.</p>	<p>20' Standard</p> <p>40' Standard</p>
	<p><b>Flat Rack</b></p> <p>Used for carrying awkward and oversize loads such as machinery, cables, drums, sheet and steel coils, heavy vehicles, timber and forest products.</p>	<p>20' Standard</p> <p>40' Standard</p>
	<p><b>Reefer</b></p> <p>Used for chilled and frozen cargo. Suitable for transporting perishable, as vegetables, fruit, meat, etc.</p>	<p>20' Standard</p> <p>40' Standard 40' High Cube</p>

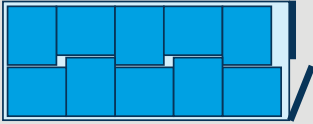
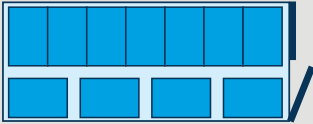
# 20' Standard Dry Container

Suitable for high large piece cargo that cannot be loaded through container doors such as machinery, sheet glass, marble, building materials and lumber.



<b>External dimensions</b> Length: 6.058 m Width: 2.438 m Height: 2.591 m	<b>Internal dimensions</b> Length: 5.900 m Width: 2.352 m Height: 2.385 m	<b>Door opening</b> Width: 2.340 m Height: 2.280 m <b>Empty weight</b> 2,200 kg	<b>Cubic capacity (volume)</b> 33.1 m <sup>3</sup> <b>Payload capacity</b> 28,250 kg
--	--	---	---

## Packing

20' Standard	10 Standard Pallets 1.2 x 1.0 m	
	11 Euro-pallets 1.2 x 0.8 m	

Note: Values vary slightly from manufacturer to manufacturer. For exact values, contact your container supplier.

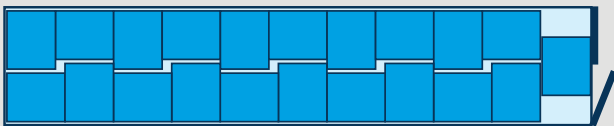
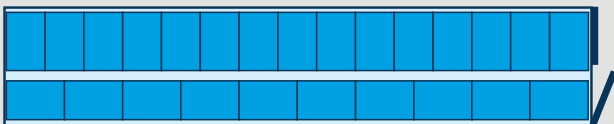
# 40' Standard Dry Container

Suitable for high large piece cargo that cannot be loaded through container doors such as machinery, sheet glass, marble, building materials and lumber.



<b>External dimensions</b> Length: 12.192 m Width: 2.438 m Height: 2.591 m	<b>Internal dimensions</b> Length: 12.032 m Width: 2.352 m Height: 2.385 m	<b>Door opening</b> Width: 2.340 m Height: 2.280 m <b>Empty weight</b> 3,740 kg	<b>Cubic capacity (volume)</b> 67.7 m <sup>3</sup> <b>Payload capacity</b> 30,400 kg
---	---	---	---

## Packing

<b>40' Standard</b>	21 Standard Pallets 1.2 x 1.0 m	
	25 Euro-pallets 1.2 x 0.8 m	

Note: Values vary slightly from manufacturer to manufacturer. For exact values, contact your container supplier.

# 40' Palletwide Dry Container

Suitable for high large piece cargo that cannot be loaded through container doors such as machinery, sheet glass, marble, building materials and lumber.

Palletwide containers are adequate for shipping Euro-pallets because the interior dimensions are slightly wider than the dimensions of a standard container. The advantage is to be able to ship 30 Euro-pallets in comparison to 24 in a 40' standard container.



<b>External dimensions</b> Length: 12.192 m Width: 2.500 m Height: 2.896 m	<b>Internal dimensions</b> Length: 12.100 m Width: 2.438 m Height: 2.591 m	<b>Door opening</b> Width: 2.395 m Height: 2.280 m <b>Empty weight</b> 3,800 kg	<b>Cubic capacity (volume)</b> 70,0 m <sup>3</sup> <b>Payload capacity</b> 30,920 kg
---	---	---	---

## Packing

<b>40' Standard</b>	24 Standard Pallets 1.2 x 1.0 m	
	30 Euro-pallets 1.2 x 0.8 m	

Note: Values vary slightly from manufacturer to manufacturer. For exact values, contact your container supplier.

# 40' Standard High Cube Dry Container

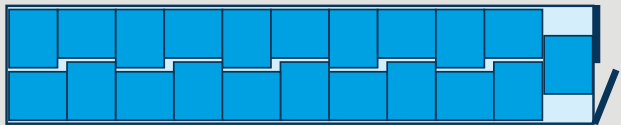
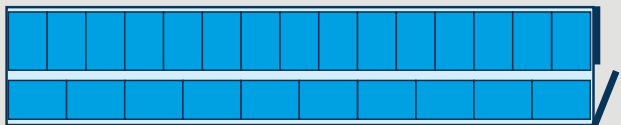
Suitable for high large piece cargo that cannot be loaded through container doors such as machinery, sheet glass, marble, building materials and lumber.

Similar in structure to standard containers, but taller, and thus provide higher volume capacity.



<b>External dimensions</b> Length: 12.192 m Width: 2.438 m Height: 2.896 m	<b>Internal dimensions</b> Length: 12.034 m Width: 2.352 m Height: 2.700 m	<b>Door opening</b> Width: 2.340 m Height: 2.585 m <b>Empty weight</b> 3,900 kg	<b>Cubic capacity (volume)</b> 76.4 m <sup>3</sup> <b>Payload capacity</b> 26,580 kg
---	---	---	---

## Packing


<b>40' Standard</b>	21 Standard Pallets 1.2 x 1.0 m	
	25 Euro-pallets 1.2 x 0.8 m	

Note: Values vary slightly from manufacturer to manufacturer. For exact values, contact your container supplier.

# 45' Standard High Cube Dry Container

Suitable for high large piece cargo that cannot be loaded through container doors such as machinery, sheet glass, marble, building materials and lumber.

Similar in structure to standard containers, but taller, and thus provide higher volume capacity.



<b>External dimensions</b> Length: 13.716 m Width: 2.438 m Height: 2.896 m	<b>Internal dimensions</b> Length: 13.556 m Width: 2.352 m Height: 2.700 m	<b>Door opening</b> Width: 2.340 Height: 2.585 <b>Empty weight</b> 4,700 kg	<b>Cubic capacity (volume)</b> 81.0 m <sup>3</sup> <b>Payload capacity</b> 27,450 kg
---	---	---	---

## Packing

<b>45' Standard</b>	24 Standard Pallets 1.2 x 1.0 m	
	27 Euro-pallets 1.2 x 0.8 m	

Note: Values vary slightly from manufacturer to manufacturer. For exact values, contact your container supplier.

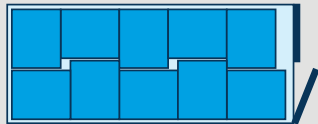
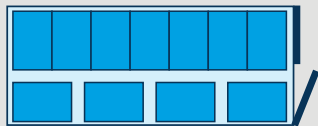
# 20' Standard Open Top Container

Suitable for high large piece cargo that cannot be loaded through container doors such as machinery, sheet glass, marble, building materials and lumber.



<b>External dimensions</b> Length: 6.058 m Width: 2.438 m Height: 2.591 m	<b>Internal dimensions</b> Length: 5.895 m Width: 2.350 m Height: 2.380 m	<b>Door opening</b> Width: 2.340 m Height: 2.280 m <b>Roof opening</b> Width: 2.230 m Length: 5.338 m	<b>Empty weight</b> 2,200 kg <b>Cubic capacity (volume)</b> 33.1 m <sup>3</sup> <b>Payload capacity</b> 30,400 kg
--	--	--	--

## Packing

20' Standard	10 Standard Pallets 1.2 x 1.0 m	
	11 Euro-pallets 1.2 x 0.8 m	

Note: Values vary slightly from manufacturer to manufacturer. For exact values, contact your container supplier.

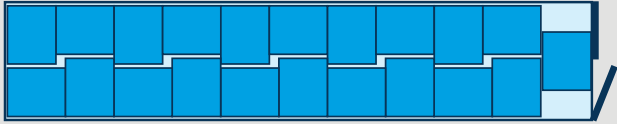
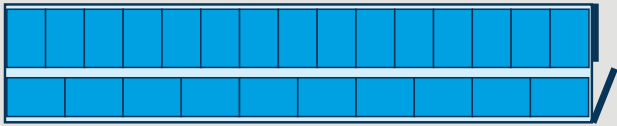
# 40' Standard Open Top Container

Suitable for high large piece cargo that cannot be loaded through container doors such as machinery, sheet glass, marble, building materials and lumber.



<b>External dimensions</b> Length: 12.195 m Width: 2.438 m Height: 2.591 m	<b>Internal dimensions</b> Length: 12.029 m Width: 2.350 m Height: 2.380 m	<b>Door opening</b> Width: 2.340 m Height: 2.280 m <b>Roof opening</b> Width: 2.230 m Length: 11.552 m	<b>Empty weight</b> 4,050 kg <b>Cubic capacity (volume)</b> 66.8 m <sup>3</sup> <b>Payload capacity</b> 28,450 kg
---	---	---	--

## Packing


<b>40' Standard</b>	21 Standard Pallets 1.2 x 1.0 m	
	25 Euro-pallets 1.2 x 0.8 m	

Note: Values vary slightly from manufacturer to manufacturer. For exact values, contact your container supplier.



# 20' Standard Flat Rack Container

Used for carrying awkward and oversize loads such as machinery, cables, drums, sheet and steel coils, heavy vehicles, timber and forest products.



<p><b>External dimensions</b></p> <p>Length: 6.058 m          Width: 2.438 m          Height: 2.591 m</p>	<p><b>Internal dimensions</b></p> <p>Length floor: 6.038 m          Length minimum: 5.638 m          Width floor: 2.438 m          Width minimum: 2.194 m          Height: 2.233 m          Height bottom: 0.370 m</p>	<p><b>Empty weight</b></p> <p>2,900 kg</p> <p><b>Cubic capacity (volume)</b></p> <p>27.9 m<sup>3</sup></p> <p><b>Payload capacity</b></p> <p>42,100 kg</p>	
---	--	--	--


## Packing

<p><b>20' Standard</b></p>	<p>10 Standard Pallets 1.2 x 1.0 m</p>	
	<p>11 Euro-pallets 1.2 x 0.8 m</p>	

Note: Values vary slightly from manufacturer to manufacturer. For exact values, contact your container supplier.

# 40' Standard Flat Rack Container

Used for carrying awkward and oversize loads such as machinery, cables, drums, sheet and steel coils, heavy vehicles, timber and forest products.



<p><b>External dimensions</b></p> <p>Length: 12.192 m Width: 2.438 m Height: 2.591 m</p>	<p><b>Internal dimensions</b></p> <p>Length floor: 12.048 m Length minimum: 11.652 m Width floor: 2.347 m Width minimum: 2.340 m Height: 2.264 m Height bottom: 0.648 m</p>	<p><b>Empty weight</b></p> <p>5,900 kg</p> <p><b>Cubic capacity (volume)</b></p> <p>54.8 m<sup>3</sup></p> <p><b>Payload capacity</b></p> <p>49,100 kg</p>	
--	---	--	--

## Packing

<p><b>40' Standard</b></p>	<p>21 Standard Pallets 1.2 x 1.0 m</p>	
	<p>25 Euro-pallets 1.2 x 0.8 m</p>	

Note: Values vary slightly from manufacturer to manufacturer. For exact values, contact your container supplier.

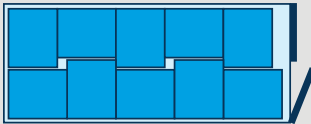
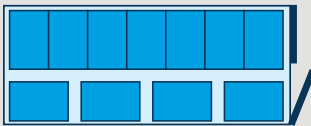
# 20' Standard Reefer Container

Used for chilled and frozen cargo.  
Suitable for transporting perishable,  
as vegetables, fruit, meat, etc.



<b>External dimensions</b> Length: 6.058 m Width: 2.438 m Height: 2.591 m	<b>Internal dimensions</b> Length: 5.535 m Width: 2.294 m Height: 2.273 m	<b>Door opening</b> Width: 2.290 m Height: 2.264 m <b>Empty weight</b> 2,942 kg	<b>Cubic capacity (volume)</b> 28.7 m <sup>3</sup> <b>Payload capacity</b> 27,538 kg
--	--	---	---


## Packing

20' Standard	10 Standard Pallets 1.2 x 1.0 m	
	11 Euro-pallets 1.2 x 0.8 m	

Note: Values vary slightly from manufacturer to manufacturer.  
For exact values, contact your container supplier.

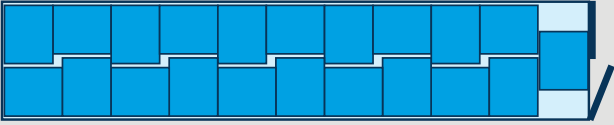
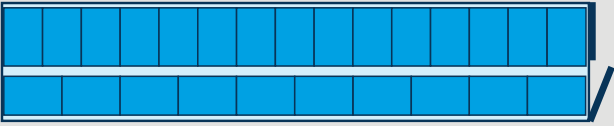
# 40' Standard Reefer Container

Used for chilled and frozen cargo.  
Suitable for transporting perishable,  
as vegetables, fruit, meat, etc.



<b>External dimensions</b> Length: 12.192 m Width: 2.438 m Height: 2.591 m	<b>Internal dimensions</b> Length: 11.563 m Width: 2.294 m Height: 2.557 m	<b>Door opening</b> Width: 2.288 m Height: 2.188 m <b>Empty weight</b> 4,600 kg	<b>Cubic capacity (volume)</b> 60.0 m <sup>3</sup> <b>Payload capacity</b> 29,400 kg
---	---	---	---

## Packing


<b>40' Standard</b>	21 Standard Pallets 1.2 x 1.0 m	
	25 Euro-pallets 1.2 x 0.8 m	

Note: Values vary slightly from manufacturer to manufacturer.  
For exact values, contact your container supplier.

# 40' High Cube Reefer Container

Used for chilled and frozen cargo. Suitable for transporting perishable, as vegetables, fruit, meat, etc.

Similar in structure to standard containers, but taller, and thus provide higher volume capacity.



<b>External dimensions</b> Length: 12.192 m Width: 2.438 m Height: 2.896 m	<b>Internal dimensions</b> Length: 11.580 m Width: 2.290 m Height: 2.402 m	<b>Door opening</b> Width: 2.290 m Height: 2.569 m <b>Empty weight</b> 4,050 kg	<b>Cubic capacity (volume)</b> 67.36 m <sup>3</sup> <b>Payload capacity</b> 29,520 kg
---	---	---	--

## Packing

<b>40' Standard</b>	21 Standard Pallets 1.2 x 1.0 m	
	25 Euro-pallets 1.2 x 0.8 m	

Note: Values vary slightly from manufacturer to manufacturer. For exact values, contact your container supplier.

# Container Vocabulary

